



Australian Government

Department of the Prime Minister and Cabinet  
Uranium Mining, Processing and Nuclear Energy Review

# **Probus Club of Neutral Bay**

## **Nuclear Power - Australia's Answer to Climate Change?**

**Should nuclear power be part of Australia's 2050 clean energy  
commitments?**

**Martin Thomas**

**10 November 2020**



# Outline of my talk

1. Nuclear power – the big picture worldwide
2. Australia's proud nuclear energy story to date – and where does Australia's electricity come from now?
3. What are the big questions for Australians if we choose to include nuclear in the electricity generation portfolio?
  1. *How safe is it?*
  2. *The wastes – can we dispose of them?*
  3. *What nuclear technologies could Australia use?*
  4. *What are the comparative economics of nuclear versus other technologies?*
  5. *And what is its impact on the environment?*
4. So - finally – where can we go to from here – and should we even make that journey?

**That of course will be up to you – the people!**



# And, if we have time, what could **future technologies** promise? And what are they?

1. **Generation IV reactors** – what are they and what can they do?
2. **Thorium fuel** – the pros and cons – does it have a future?
3. **Nuclear fusion** – is near infinite carbon free energy for our world really a possibility?



# First - the big picture

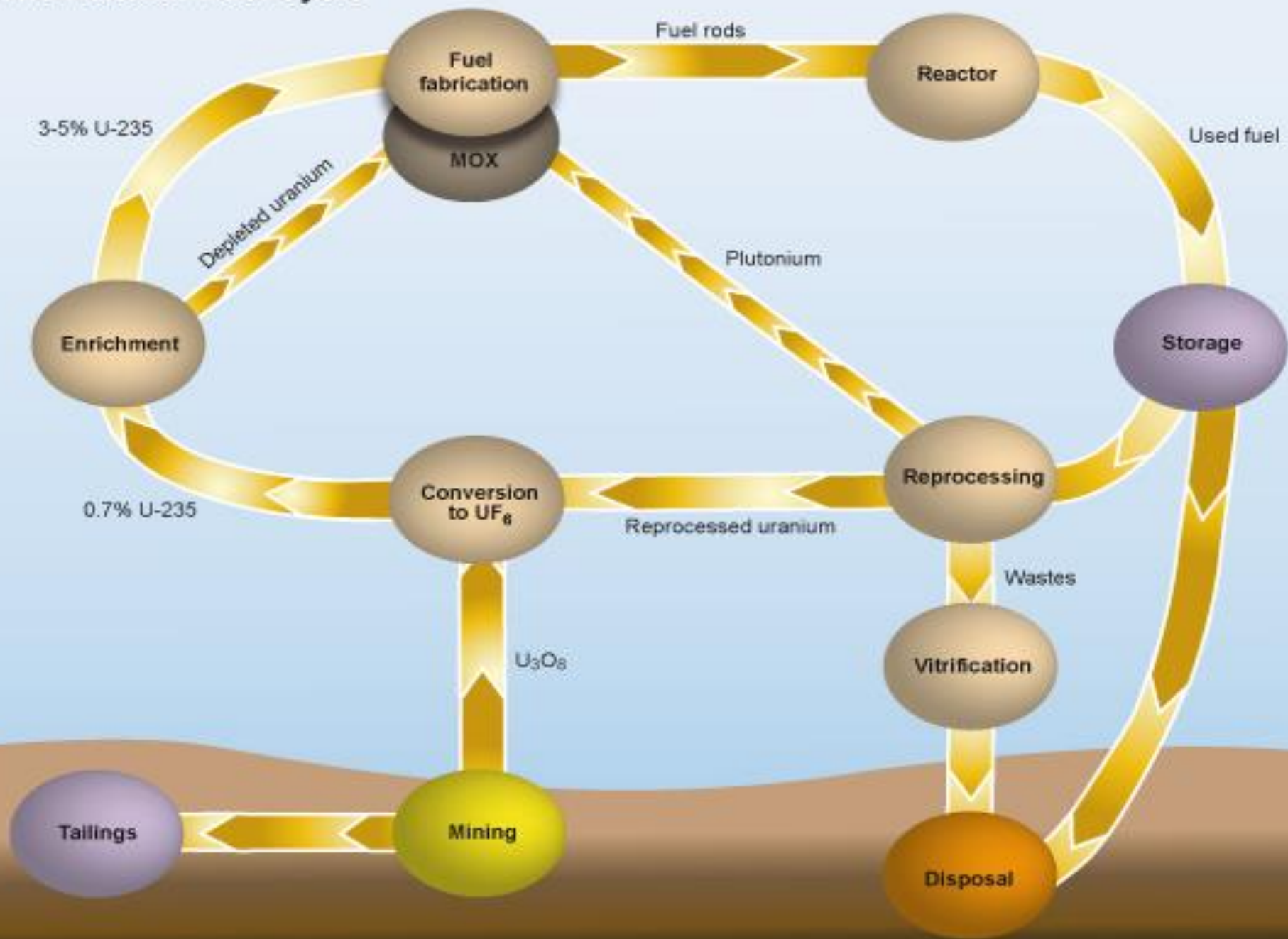
## The world nuclear power industry – some facts:

In November 2020 there were:

- 442 reactors **operable** in 30 nations **generating just over 10%** of world's electricity
- 393 GW **is installed** - over **8 times** Australia's ~ 50 GW!
- 53 reactors **under construction**, 104 **planned** and another 325 **proposed** operational by 2030!

***Nuclear remains a significant source of clean electricity!***

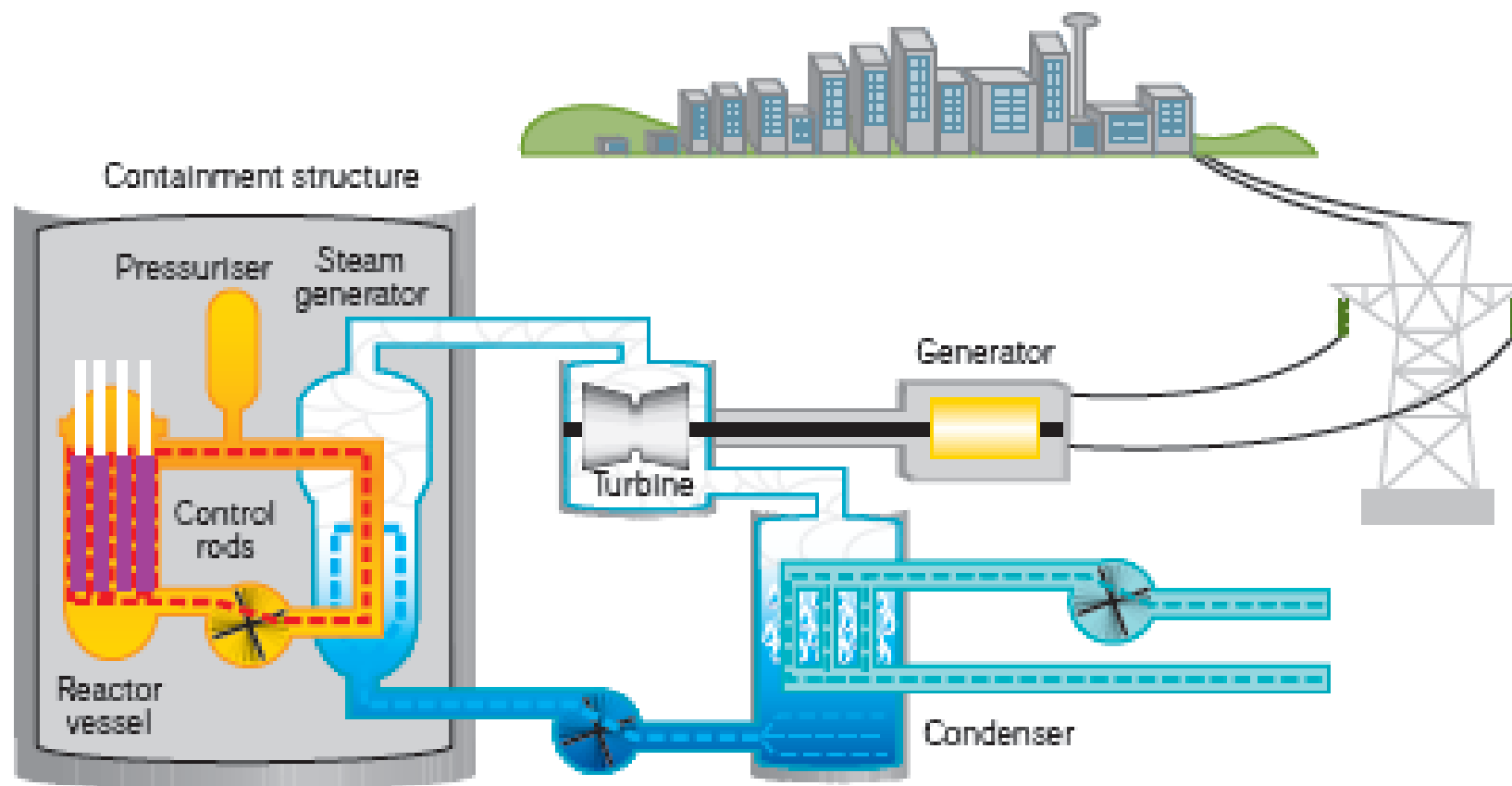
# The Nuclear Fuel Cycle





# Typical conventional nuclear power station

Figure 1.2 Schematic of a pressurised water reactor





# Nuclear Energy – Australia's proud history - some key dates

- 1953-1987 - Australian Atomic Energy Commission (AAEC)
- 1958-2007 - High Flux Australian Reactor (HIFAR)
- 1963-2008 - Centrifuge and laser enrichment developed in Australia – then abandoned – why?
- 1969-1971 - Jervis Bay 500MW nuclear power station – commitment to abandonment – why?
- 1978 - Synroc for waste encapsulation – where next?
- 1970-1984 - Nuclear science and engineering courses at UNSW – abandoned – why?
- Australia, back then, was among the world leaders and was ready for nuclear power. We had a 'seat at the table'. Why did we forego that enviable position? And where are we today?



# Nuclear Energy – Australia's proud history - more key dates

- 1987 – Australian Nuclear Science and Technology Organisation (ANSTO) established – replacing the AAEC
- 1989 – Australian Synchrotron project conceived and built
- 2006 – Uranium Mining, Processing and Nuclear Energy Review (UMPNER) – aka the Switkowski Report
- 2007 – Open Pool Australian Lightwater research reactor (OPAL) commissioned – HIFAR heritage listed
- 2010 - Nuclear engineering re-established at UNSW and ANU
- 2016 – Australia joins International Thermonuclear Experimental Reactor (ITER) fusion project as technical partner
- 2016 – South Australia's Nuclear Fuel Cycle Royal Commission
- 2017 – Australia joins International Generation IV Forum (GIF)
- 2019 – Federal and NSW Inquiries into repealing legal impediments





# Australia's nuclear legacy

## – the lucky country's contribution

- Australia has just 0.3% of the world's population, but around 30% of the world's economic uranium reserves
- But only 10% of the world uranium market
- Has Australia made best use of its legacy? Or simply followed the second servant in the biblical parable of the talents – acceptance with unduly modest exploitation?
- **I believe we have willfully squandered our legacy!**
- Australia is today the world's third largest supplier of uranium fuel, exporting some 7,500 tpa of concentrate (yellowcake) for enrichment to nuclear reactors worldwide
- Are we therefore hypocritical to deny nuclear power to Australians?



# Australia's nuclear legacy – the luck continues!

- The energy content of the uranium we export (in terms of generated electricity via today's GII and GIII reactors) is about the same as that of **all** Australia's thermal coal exports and the near equivalent **all** of the electricity generated in Australia!
- It **contributes far more to clean energy worldwide** than our current investment in renewables, attractive as they are
- So called fast neutron GLV reactors open the prospect of improving that clean energy recovery by **60 times or more.**
- **Uranium** is plentiful and cheap - it will not 'run out'
- **Thorium**, still to be commercialised, likewise offers eons of clean safe power and heat
- Our nation is amazingly fortunate; would that we had the **wisdom to better exploit our inheritance for our own people!**



# Yet more of the proud Australian nuclear science story!

- Australia today has one of the world's finest nuclear research centres – the **Australian Nuclear Science & Technology Organisation (ANSTO)**
- Australia is a **world leader in supply of medical radiopharmaceuticals** – moving from meeting 3-5% of world demand up to 30-35% from **ANSTO's OPAL research reactor** and the recently commissioned **ANSTO Nuclear Medicine (ANM) facility** at Lucas Heights
- And ANSTO is now building **the new Synroc Waste facility** at Lucas Heights – at long last Synroc has come of age!



# But still nuclear power remains illegal in Australia!

- Australia is the **only top 20 OECD nation** where nuclear power is illegal.
- Commonwealth prohibitions are the Environment Protection and Biodiversity Conservation (EPBC) Act 1999 and the Australian Radiation Protection and Nuclear Safety (ARPANS) Act 1998
- New South Wales, Victoria and Queensland have long outdated acts prohibiting nuclear power.
- **These bans have no supporting logic; they must be repealed to let nuclear energy compete on its merits!**
- **2019 Commonwealth and NSW Government inquiries completed. Commonwealth recommendations hesitant but positive; NSW recommendations positive – nuclear must be considered!**



## **3 - The big questions for nuclear – first let's look at safety**

- **Do we live in a risk-free world?**
- **How many people has nuclear power killed?**
- **How does nuclear power rank for safety with all other generation technologies?**
- **Will nuclear power get any safer?**

**What does history tell us?**



Australian Government

Department of the Prime Minister and Cabinet  
Uranium Mining, Processing and Nuclear Energy Review

# **Do we live in a risk free world?**

**The slide following shows just one  
short week in August 2012!**



Australian Government

Department of the Prime Minister and Cabinet  
Uranium Mining, Processing and Nuclear Energy Review

# BOAT SINKS IN MOSCOW, KILLING NINE

Cheers, then screams as plane breaks up



Chinese bullet train crashed into another high-speed train that had stalled after being struck by lightning – 39 dead, 191 injured

Anders Breivik massacres 77

*World wide nuclear industry deaths over 2,500 weeks?*

Three Mile Island (1979) – 0    Chernobyl (1986) - 50    Fukushima (2011) - 0

# And there's more!



Australian Government

Department of the Prime Minister and Cabinet  
Uranium Mining, Processing and Nuclear Energy Review

**Russian  
Hydroelectric  
Dam Disaster  
76 Dead - 2009**



**SEVEN DIE IN INDIAN TRAIN ACCIDENT**

***Pacific Highway crash claims two more lives***





# Banqiao Dam – China - 1975



Australian Government

Department of the Prime Minister and Cabinet  
Uranium Mining, Processing and Nuclear Energy Review

## Worst dam disaster in history

## Eventual lives lost ~ 100,000



# What about nuclear radiation?

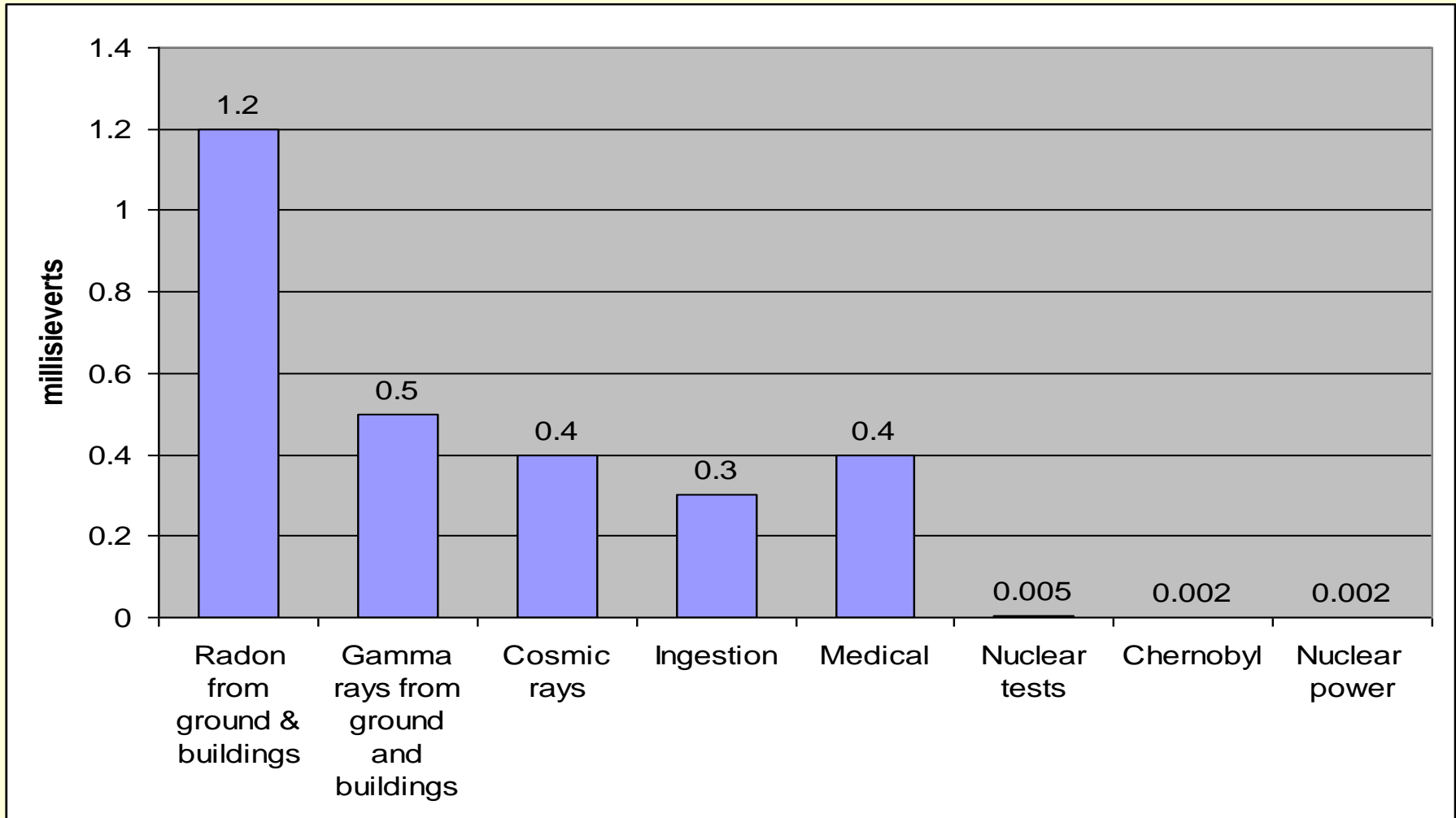
International Commission on Radiological Protection (ICRP)

limit is 1 millisieverts pa above natural background



Australian Government

Department of the Prime Minister and Cabinet  
Uranium Mining, Processing and Nuclear Energy Review



***The contribution from nuclear power is minute!***



# And how about nuclear power plant safety?

- Radiation dose return Sydney-London flight greater than living near nuclear power plant for 60 years – but still minimal. Pilots and flight crew don't die of radiation!
- Modern reactors, like cars, have dramatically improved safety and operator training post TMI (1979) and **inherently unsafe** Chernobyl (1986) – **41 and 34 years ago!** *Fukushima (2011) shut down safely, despite the devastating tsunami which killed over 18,000.*
- Enormous improvements made – **Gen III+ and emerging Small Modular Reactors (SMRs) are inherently safe**



# So how many people has nuclear power killed?

*World-wide nuclear industry deaths  
over 50 years!*

Three Mile Island (1979)	0
Chernobyl (1986)	~50 to 60
Fukushima (2011)	0 or possibly 1



# How does nuclear compare with energy sector safety as a whole? (1996-2000)

Technology	Fatalities	Per GWe/year
• Coal	• 25,107	0.876
• Oil	• 20,283	0.436
• Coal (exc China)	• 7,090	0.690
• Natural gas	• 1,978	0.093
• Hydro (inc Banqiao)	• 29,938	4.265
• Hydro (exc Banqiao)	• 3,938	0.561
• <b>Nuclear reactors</b>	• <b>31</b>	<b>0.006</b>

***Nuclear by comparison is exceptionally safe!***



# **What about high level nuclear waste (HLW) – the dangerous stuff!**

- **What volumes are we talking about?**
- **How do they compare with other generation technology wastes?**
- **How dangerous is HLW?**
- **Does HLW have any other uses?**
- **And finally - how do we dispose of it safely?**

# Volumes - a typical fuel pellet

Figure 3.7 Fuel pellet



Source: Cameco



92

U

# URANIUM

makingthefuturepossible.info

*Making the  
future possible*

Produced by the  
Minerals Council of Australia

**Australian  
Mining**

## Australia's resource

**29%**

Share of world  
uranium recoverable  
resources in 2016

**7,295t**

Annual production  
of uranium in  
2016-17

**1st**

Largest share  
of world uranium  
resources in 2016

**\$21.5m**

Uranium exploration  
expenditure in  
2016-17

## Economic contribution

**7,081t**

Export volume of  
Australian uranium  
in 2016-17

**\$596m**

Value of Australia's  
uranium exports  
in 2016-17

**239 TWh**

Electricity that could  
be generated from  
Australia's exports

**95%**

Of Australia's electricity  
needs could be met by  
our uranium exports

## Uranium at work



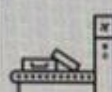
Submarines



Medical research



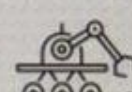
Clean energy



Industrial x-rays



Cancer treatments



Space industry

## DID YOU KNOW?

As a power source, uranium is practically infinite. Enriched uranium can produce 3.7 million times the energy of coal. It can also be reused multiple times. A golfball-sized amount of nuclear material provides a lifetime of energy for one person.

Sources: Geoscience Australia; World Nuclear Association; Department of Industry, Innovation and Science; ABS

## Properties

Discovered  
Melting point  
Density  
Conductivity  
Malleability



1789  
1135°C  
19.1 g/cm<sup>3</sup>  
Low  
High

June 2018





# **And what is that pellet equivalent to?**

**1 similar spent fuel (HLW) pellet**

**1 tonne of coal**

**3 barrels of oil (that's 360 litres!)**

**3 tonnes CO<sub>2</sub>, and**

**17,000 cubic feet of natural gas!**

**Uranium is exceptionally concentrated energy!!**



# More interesting equivalents

- 1 golf ball of uranium (or thorium) in a Generation IV reactor could provide a lifetime's energy use for a typical Australian - all electricity, transport and food production - yielding the same quantity of spent fuel with near-zero emissions of any sort!**
- 3,200 tonnes of coal (about a 16m cube) will do the same, but with over 11,000 tonnes of CO<sub>2</sub> and much toxic mildly radioactive ash and unhealthy particulates.**



**So let's take a quick look at  
high level (dangerous!!)  
waste (HLW) disposal  
options**

**but first – what is HLW?**



# Reprocessing spent fuel and high-level waste (HLW) disposal

- Medium term **HLW** disposal in cooling ponds - heat and radioactivity decays
- Reprocessing **HLW** to retrieve uranium and plutonium - highly complex – unattractive for Australia
- Long term deep **HLW** disposal - mature long before Australian need – earliest 2050
- Much of Australia ideal for long term deep (~500m) geological **HLW** disposal
- **HLW** volumes small – around one ensuite bathroom per 1000MW reactor year if fuel reprocessed – cf 7 million tonnes of CO<sub>2</sub> for coal

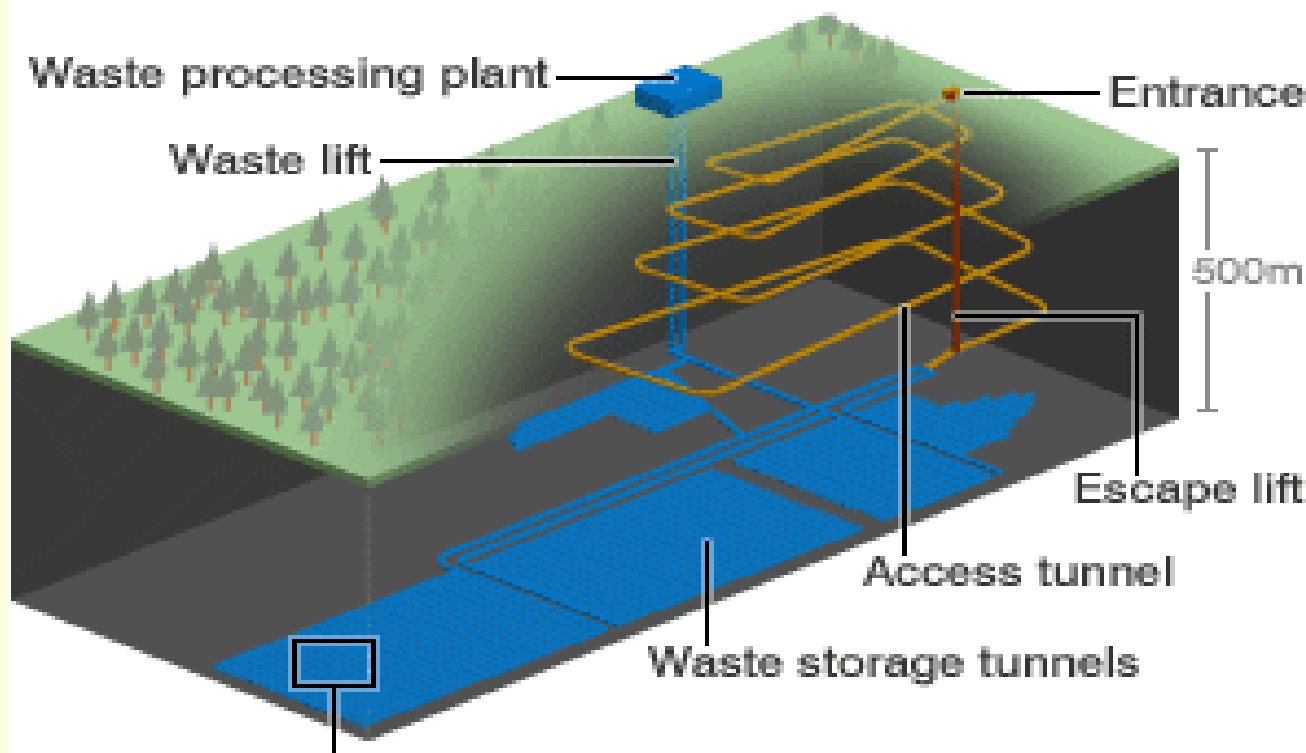
# Option 1 - Deep HLW disposal - Finland




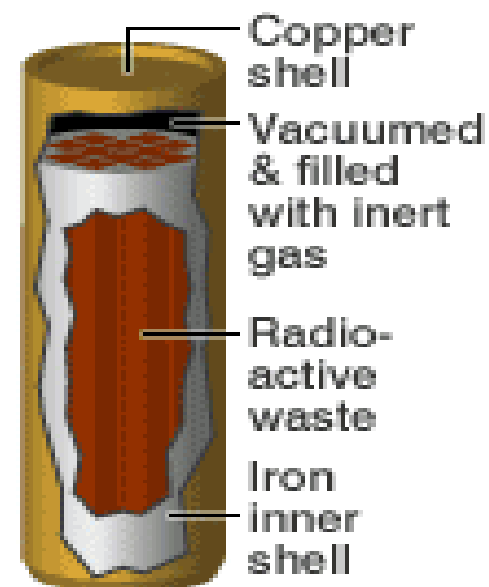
Australian Government

Department of the Prime Minister and Cabinet  
Uranium Mining, Processing and Nuclear Energy Review


## DEEP DISPOSAL OF RADIOACTIVE WASTE - THE FINNISH MODEL




### Disposal canister




1 Canisters stored vertically/horizontally



2 Hole drilled in tunnel and lined with clay



3 Canister transferred from transporter



4 Canister sunk and hole sealed with clay

# Option 2 - Dry cask HLW disposal – South Korea



Australian Government

Department of the Prime Minister and Cabinet  
Uranium Mining, Processing and Nuclear Energy Review






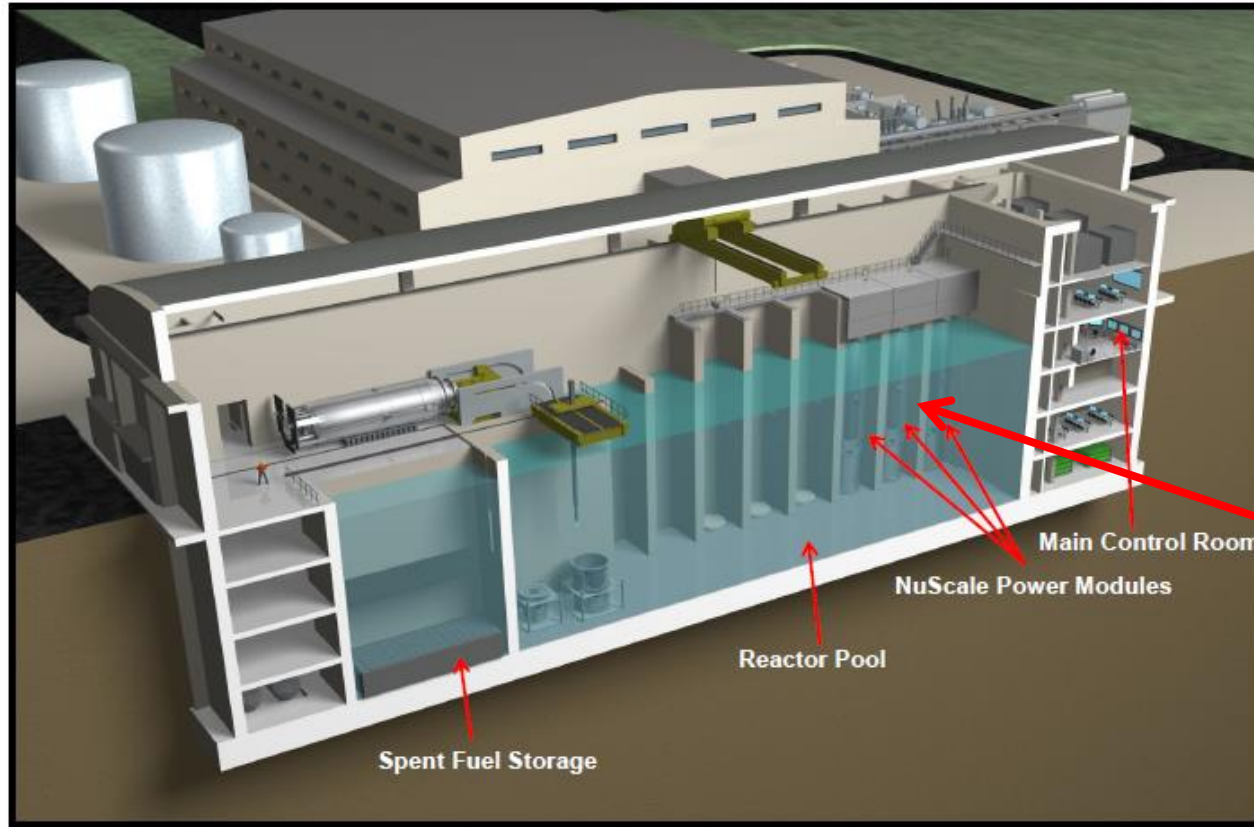
# What nuclear fuel cycle technologies could be relevant to Australia?

- **Uranium mining and export?** Absolutely! Build on strength.
  - **Conversion, enrichment and fuel fabrication?** Not now. Australia has missed the opportunity boat.
  - **Generation III+ reactors?** Now well proven. At >1,000MWe the AP1000 would be ideal for replacing Australia's ageing coal fired stations - (think Hazelwood @ 1,600MW and Liddell @ 2,000MW) - while providing for Australia's future load growth and robust system security (Finkel).
  - **Small Modular Reactors (10-300MWe)?** Certainly! Both off-grid (eg remote towns and mines) and on-grid for modular growth on NEM.
  - **Gen IV Integrated Fast Reactor (IFR)?** The future! It will 'burn' HLW.
  - **HLW disposal or storage?** No reason why not. HLW is needed for IFR.
- So let's have a quick look at HLW technologies ....*



# SMRs - NuScale Power (USA) 60 MWe modules

## Reactor Building



© NuScale Power, LLC. All Rights Reserved.

**Up to twelve x 60MWe modules = 720MWe. Natural circulation, reactor underground. Passive safety systems – cooled indefinitely without attention – “indefinite coping time” - 18 hectare site – can use dry cooling**





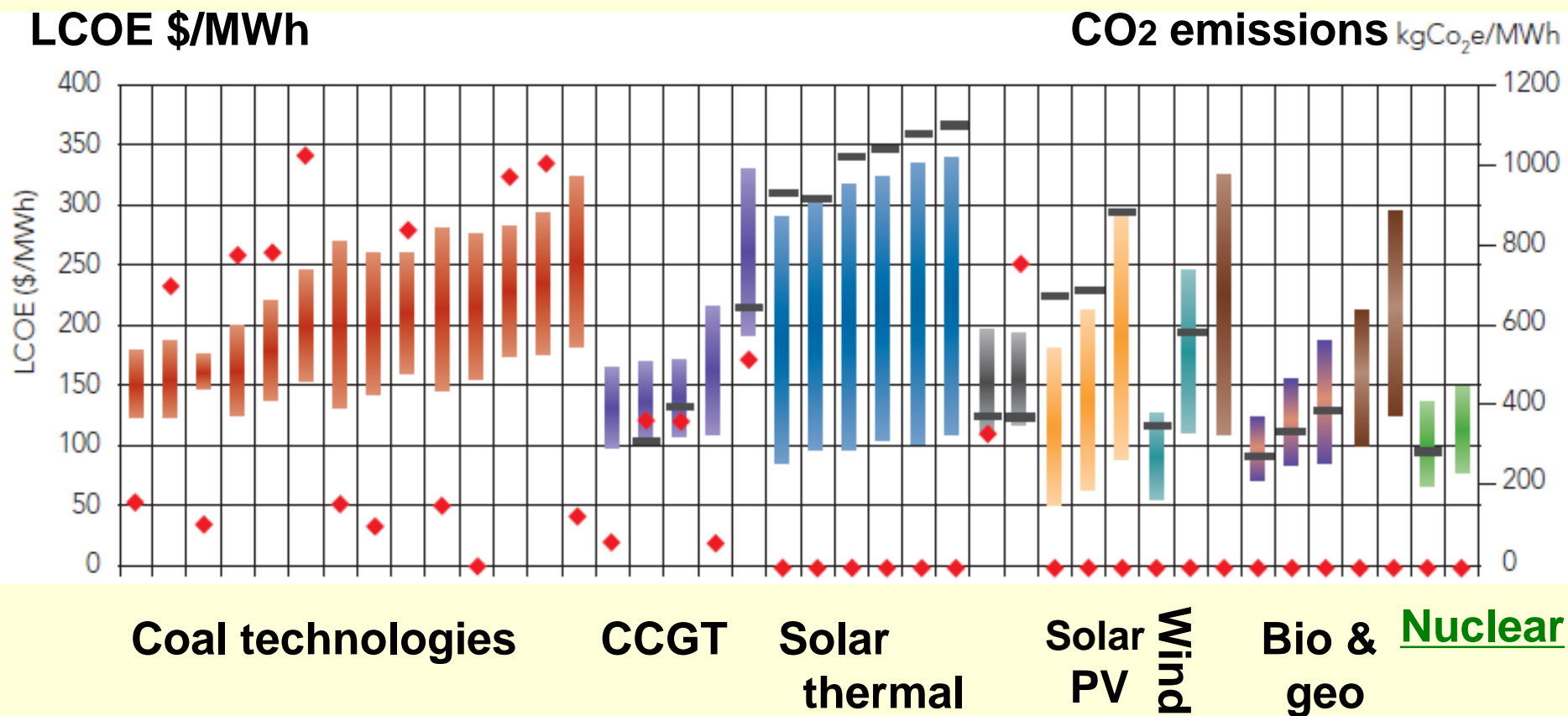
# What are the economics of nuclear power – versus other technologies?

- Nuclear power, like coal, offers **high capacity factors** (85-95%) and **long plant life** (~60+ years) for low cost baseload generation
- Solar and wind technologies, being time and weather dependent, have **low capacity factors** (from 10-40%) – so need back up and/or storage for ‘firming’
- Power cost at plant output is expressed at plant boundary as **Levelised Cost of Electricity (LCOE)** in units of **\$/MWh**.
- **LCOE** includes capital, financing and depreciation, plant life, fuel cost, operation and maintenance and waste disposal, but excludes insurance and decommissioning
- But excludes system costs – ie transmission, storage and back up – **SLCOEs are typically 40% higher**



# Australian Energy Technology Assessment

## Projected technology LCOE ranges (2030)



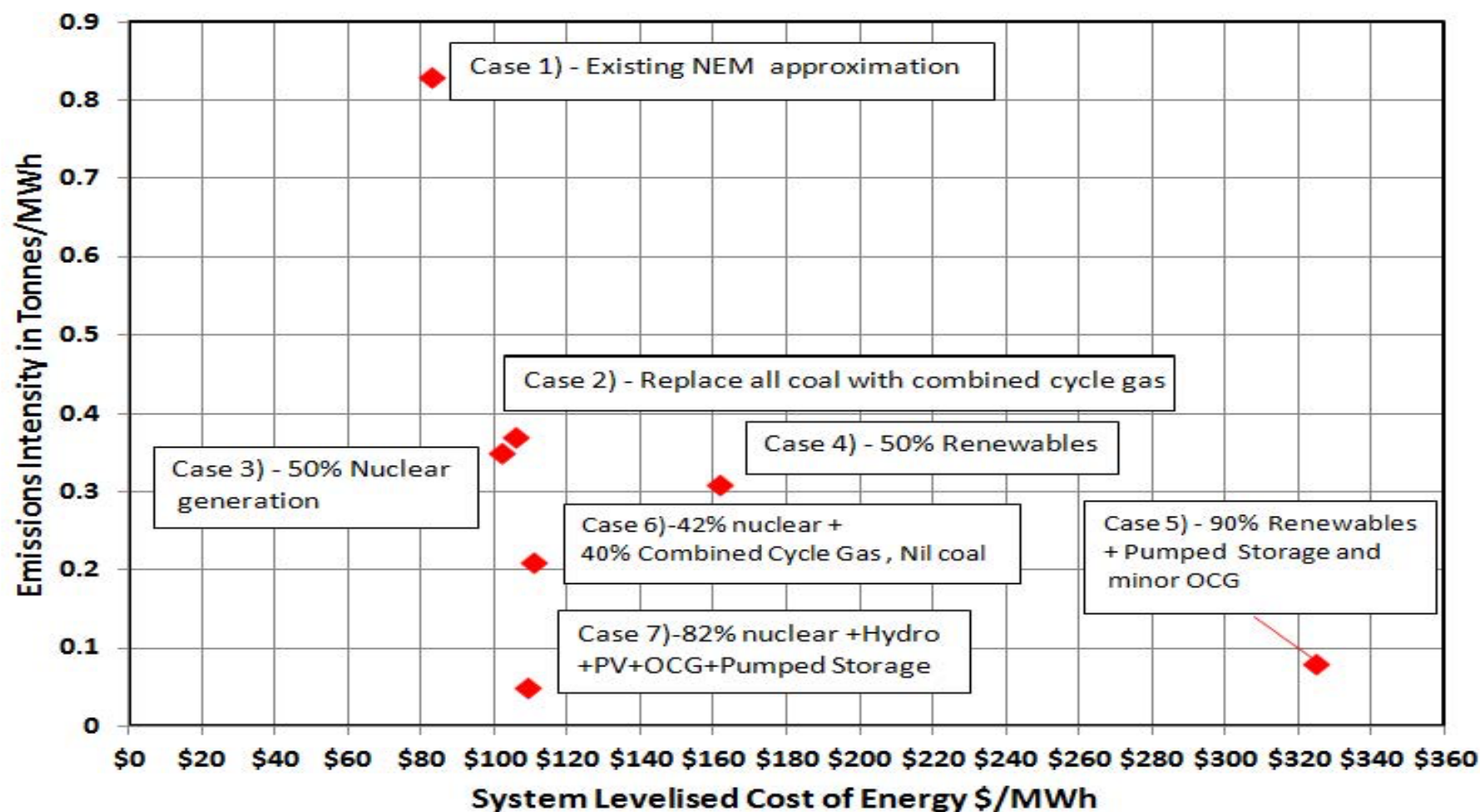
Red diamonds = emissions intensity kg CO<sub>2</sub>/MWh

Black bars = LCOE mid-point

# Comparison of alternative generation plant mixes – whole of system costs (SLCOE)

By courtesy of Dr Robert Barr AM – EPC Electric Power Consulting Pty Ltd

**Modelled range of National Electricity Market energy schemes versus carbon emissions**





# Given those economics, let's look at the environmental consequences of nuclear energy

First let us see what CSIRO's *eFuture* model predicts  
for 2030 and 2050:

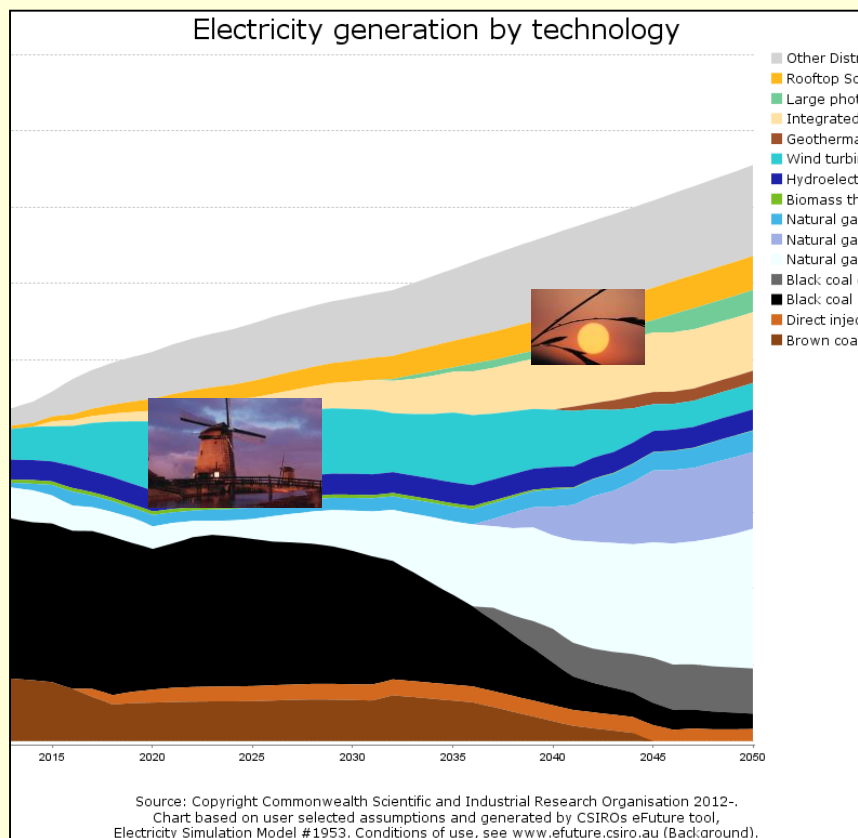
- 1 - Without nuclear, and*
- 2 - With nuclear*

**Prepare to be surprised!**

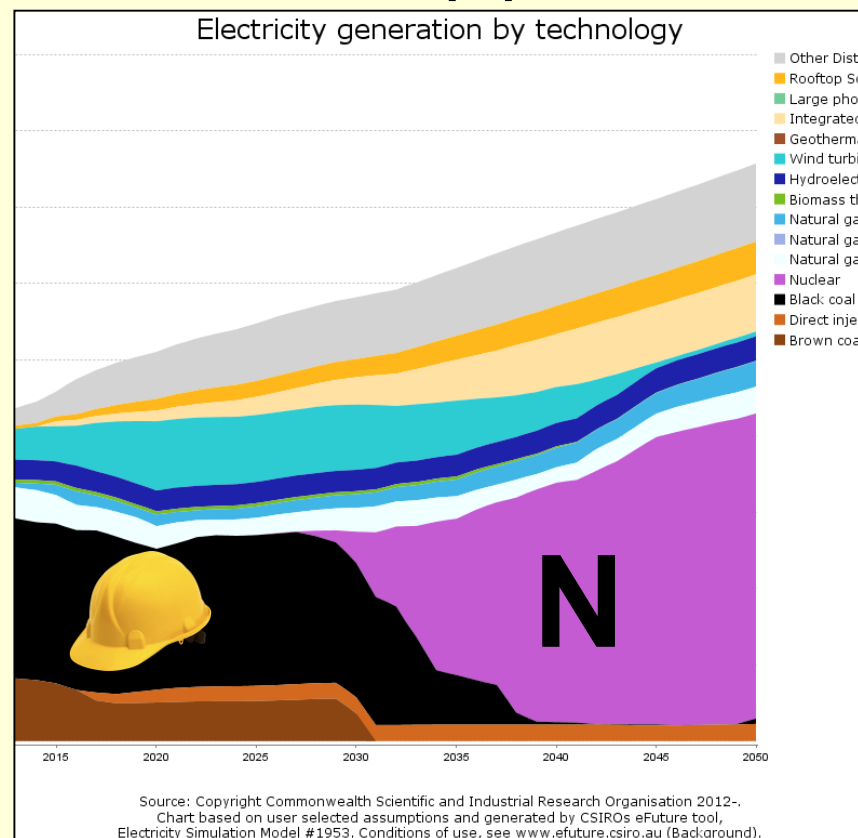


# Electricity generation by technology

## No nuclear



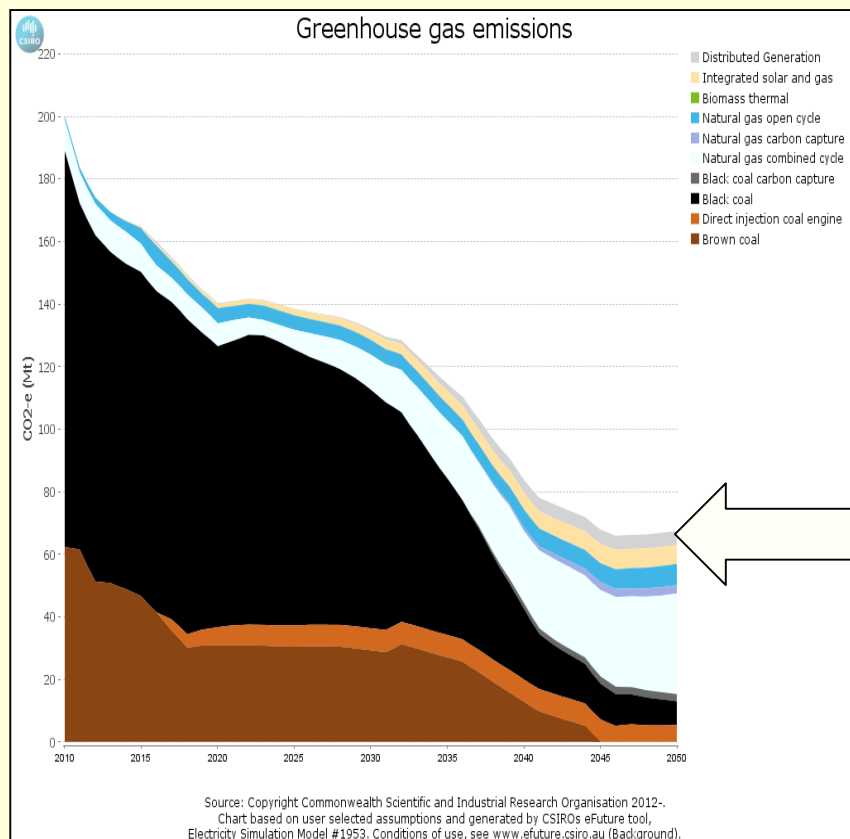
## With nuclear (N)



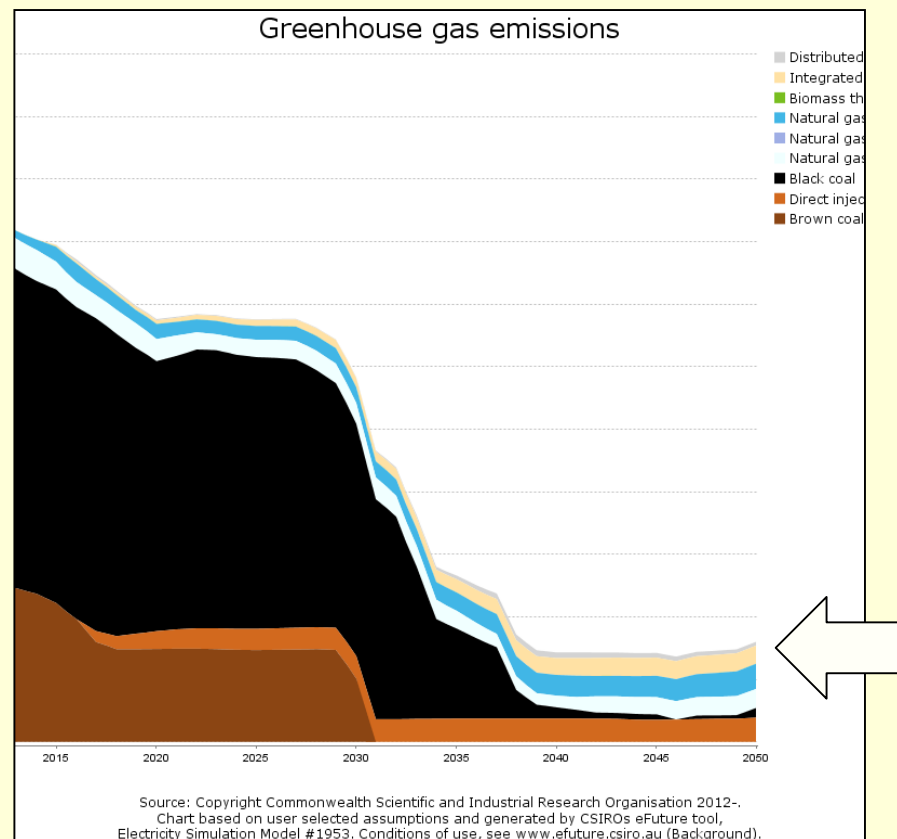


# Greenhouse gas emissions

## No nuclear



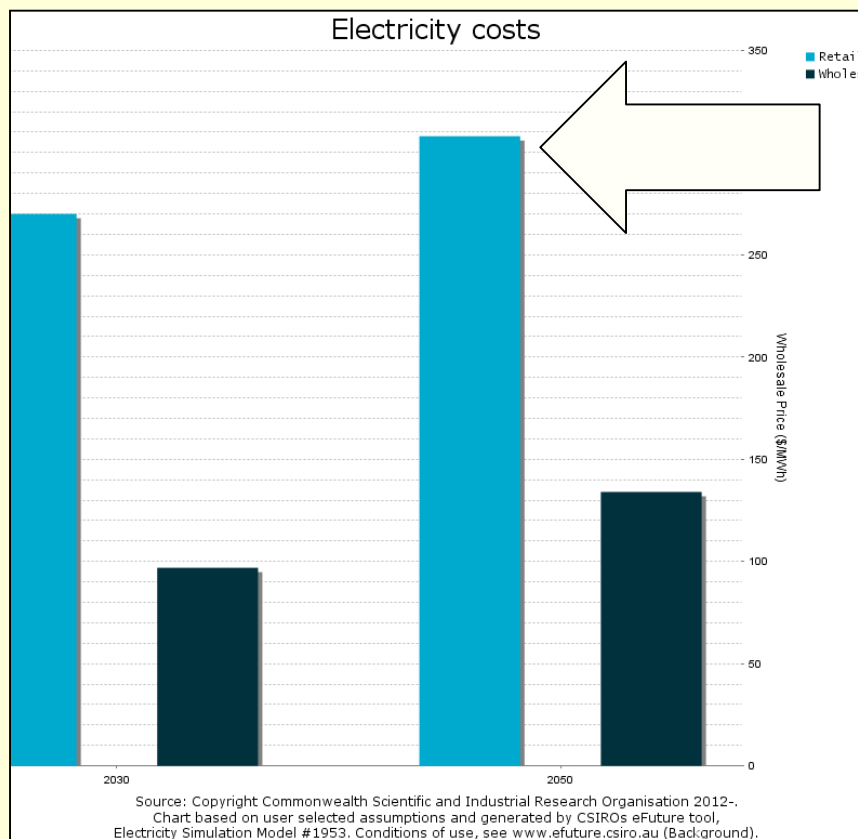
## With nuclear



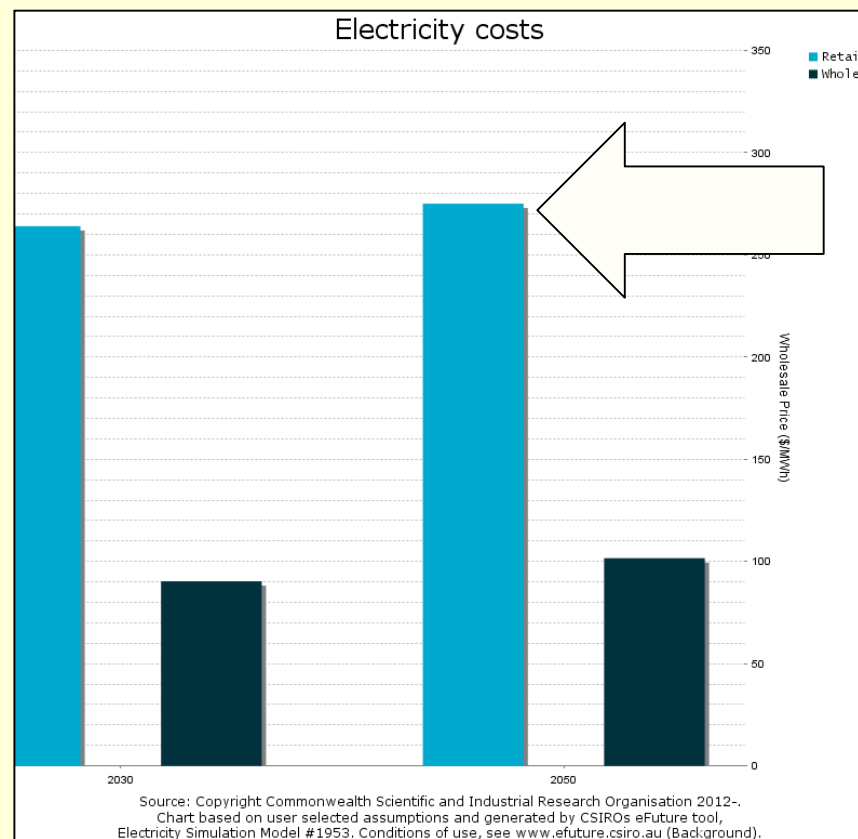


# Electricity costs

## No nuclear



## With nuclear





**So how does Australia compare  
with the rest of the world for  
emissions?**

**And how do nuclear technologies  
compare with its alternatives?**

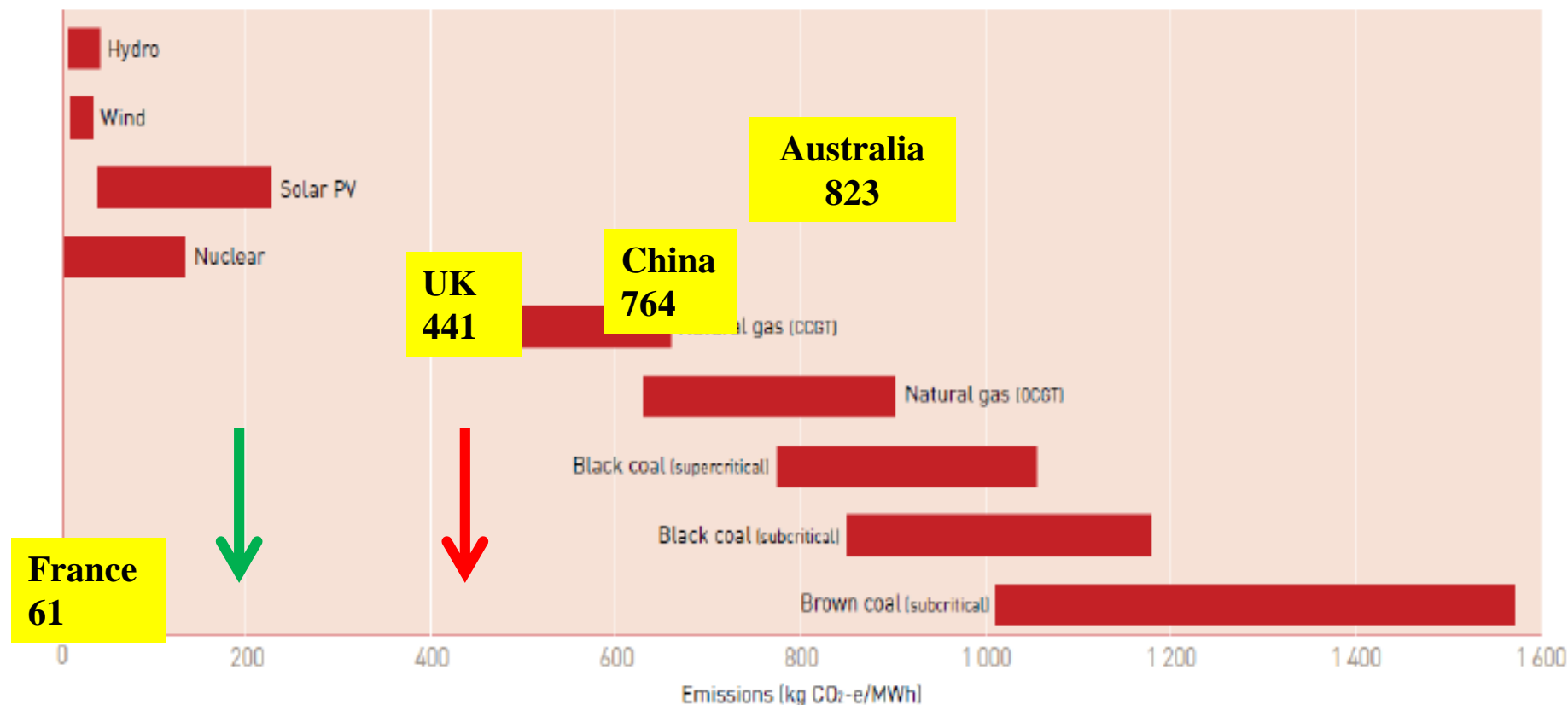
**Let's have a look!**





# Lifecycle GHG Emissions from Electricity Generation

kg CO<sub>2</sub>-e emitted per unit of electricity generated (MWh)



Notes: CCGT, combined cycle gas turbine; OCGT, open cycle gas turbine; PV, photovoltaic.  
The figure shows the estimated range of emissions for each technology and highlights the most likely emissions value. It includes emissions from power station construction and the extraction of fuel sources.

Source: Australian Energy Regulator, 2009, 'State of the Energy Market'.



Australian Government

Department of the Prime Minister and Cabinet  
Uranium Mining, Processing and Nuclear Energy Review

## **4 - Where might Australia go from here?**

**As a starting point let us see  
where we are now**



# Australia in the Nuclear Fuel Cycle today

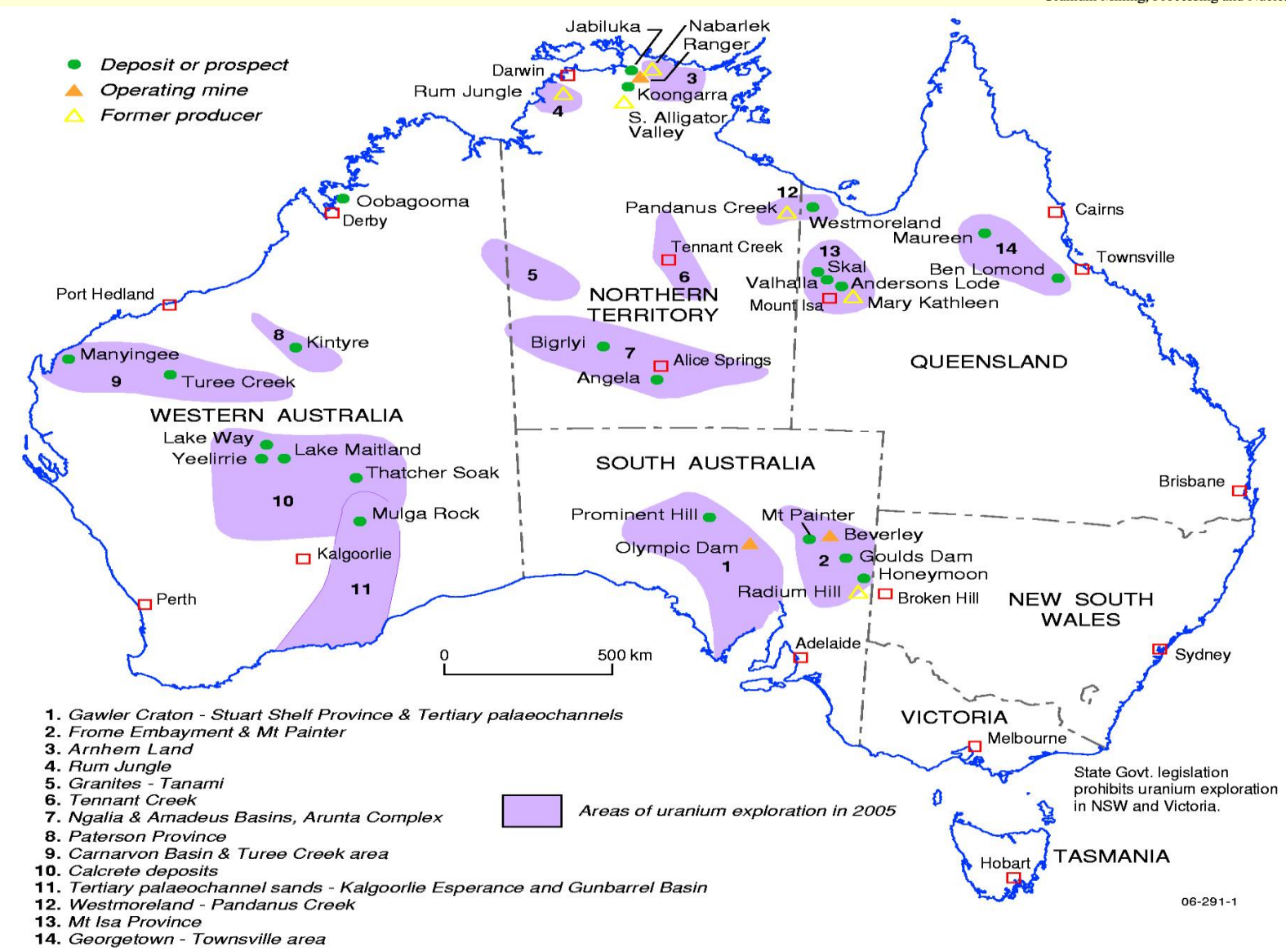
- Uranium - part of Australia's mining heritage. Three mines today – Ranger (NT), Beverley (SA) and Olympic Dam (SA) – with more planned as market recovers.
- Australia's uranium reserves are world's largest – 29%!
- In 2016-17 Australia exported > 7,000 tonnes (~ A\$600M) able to generate ~ 95% of all Australia's electricity.
- Australia is now the third largest producer after Kazakhstan (~18kta) and Canada (~10kta)
- **But – Australia is the only G20 country not using nuclear power!** With climate change concerns and fast rising electricity costs, nuclear power is essential – if policies to reduce CO2 by 100% by 2050 have any meaning!

# Uranium deposits are widespread



Australian Government

Department of the Prime Minister and Cabinet  
Uranium Mining, Processing and Nuclear Energy Review





# Nuclear power plant credentials

- **Land** – comparable coal PS without chimneys, mine or ash dam. Typical nuclear PS generates  $\sim 1,000\text{W/m}^2$ , cf concentrated solar  $\sim 15\text{W/m}^2$  and offshore wind  $\sim 3\text{W/m}^2$ .
- **Water** – 20% more than coal – but can use once-through sea/estuary water, evap cooling towers or radiator cooling
- **Air pollution** – >10 times less than coal – no CO<sub>2</sub> or particulates
- **Solid waste** – dramatically below coal - radioactivity and toxics contained
- **Access** – as for coal less need for mine proximity
- **Skills** – as for coal plus additional reactor skills
- **Safety** – safest of all generation technologies
- **Location** – anywhere near grid, especially SMRs



# So what is the likely future for Australian power generation?

- **Coal** - still supplying over 70%, will decline as ageing plants retire
- **Gas** - around 10-15% of annual electricity and rising, will meet peaks. Prices increase from \$7/GJ to \$12/GJ with strong LNG export market, with community resistance to using the gas under our feet!
- **Hydro** - at ~ 8% will remain stable but is topographically limited, although hydro pumped storage will increase (eg Snowy 2.0)
- **Variable renewables (solar and wind)** - currently supply around 9%. Both grow strongly but are unsuited for baseload due to low capacity factor, need for storage and non-dispatchability. Pumped storage and batteries, both costly, will add to future portfolios.
- **Nuclear** - dispatchable - high capacity factor, long life, low emissions (CO<sub>2</sub> and particulates) - a serious 24/7 option for Australia's future generation to replace coal. **It must be considered!**



# **But Australian infrastructure is on the cliff edge!**

**“Australia is facing a potential monumental infrastructure disaster as the politicians dither with long-term carbon questions and undertake speculative research on coal technologies.**

**“Unless someone starts actually making hard decisions now, fasten your safety belts for a very large rise in power prices in the eastern states, which will flow into inflation and interest rates.”**

**COMMENTARY**

**ROBERT GOTTLIEBSEN 15 Jul 2009**





# I leave my closing comments to the Immortal Bard

*“There is a tide in the affairs of men.  
Which, taken at the flood, leads on to fortune;  
Omitted, all the voyage of their life  
Is bound in shallows and in miseries.  
On such a full sea are we now afloat,  
And we must take the current when it serves,  
Or lose our ventures.”*



Australian Government

Department of the Prime Minister and Cabinet  
Uranium Mining, Processing and Nuclear Energy Review

# **Thank-you!**

## **So what choices would you make?**



# **My final question!**

**Hands up please! Not if you like nuclear power - but if you believe it should be legalised in Australia to let it be evaluated as a low emissions technology to help combat climate change?**



# Generation IV reactors – what are they and what can they do?

- Three **fast reactors** and three **thermal reactors** are being developed within the Gen IV Forum (GIF)
- **Fast neutron (or breeder) reactors** can extract > 60 times more energy from uranium fuel and can ‘burn’ most of the HLW (actinides) from Gen III reactors. Concept designs are technically proven
- **High temperature reactors** are passively safe. They generate very high temp process heat, producing low cost power – and are suited to thorium fuel
- **Importantly** - Australia has recently joined the GIF!



# **Thorium fuel – for and against** **– does it have a future?**

- **For** - Thorium fuel is 3 times more abundant and easily mined than uranium, does not require enrichment, has far less wastes with lower radiation and reduced waste storage. It is unsuited for nuclear weapons, thus cleaner and safer. A 1965 USA prototype thorium reactor operated successfully and safely for many years. Canada is undertaking a 25MW project in Indonesia; R&D is growing worldwide.
- **Against** – USA's thorium reactor research was discontinued in 1973 on grounds that uranium breeder reactors were more efficient – and the USA needed plutonium! So thorium reactor technical and market development lags that of advanced uranium reactors – just as more efficient electric vehicles lag petrol cars – but their time will come!



# **Nuclear fusion – is near infinite carbon free energy for our world a real possibility?**

- **Fusion power is the generation of energy by nuclear fusion; ie the fusing together under pressure of two lighter neutrons to form a single heavier one, giving off heat (the opposite of fission!)**
- **Massive magnetic confinement is required in a ‘tokomak’ for fusion to occur - replicating the energy sources of stars including our sun.**
- **Although tokomak fusion has been achieved, energy delivered is still well below energy consumed for the supercooled magnets.**
- **The International Thermonuclear Experimental Reactor (ITER) being built at Cadarache, France is a demonstration project aimed to produce 500MW for 1,000 seconds, needing only 50MW to operate.**
- **The benefits? Plentiful cheap fuel (deuterium and tritium) available, no CO<sub>2</sub>, minimal radioactivity and minimal environmental impact. But still at least 50 years before delivery of commercial power!**